



DASMAN داسمان
BILINGUAL SCHOOL مدرسة ثنائية اللغة



Council of
International



New England Association
of Schools and Colleges
Improving Education through Accreditation since 1885





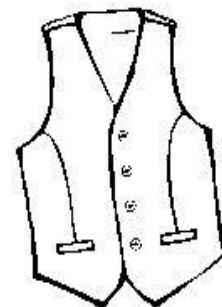
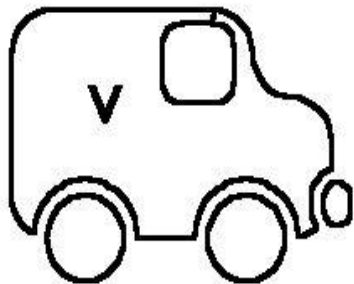

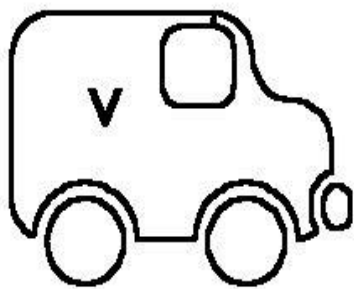

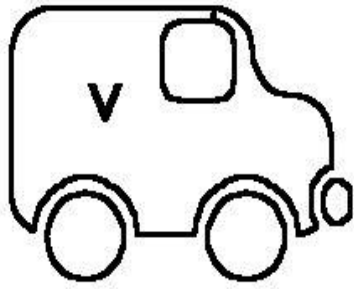
DASMAN داسمان
BILINGUAL SCHOOL مدرسة ثنائية اللغة



Council of
International



What Begins with V?




Draw a line to help the van find the items that **begin with** the sound of v.



LETTERS of the ALPHABET



Practice writing the letter V.



Draw and label 2 objects that begin with the letter V.




Name: _____

Little Ladybug

Here is a little ladybug.

The ladybug is red and has black spots on its back. The ladybug sits on a big green leaf.



Who is the story about?

What color are the spots?

The ladybug is big.
a. true
b. false

Where does the ladybug sit?
a. a tree
b. a leaf
c. a flower



NEW WORDS:

ladybug



leaf



© Carol Lynch of *Magazines 24*



Match the Sentence and the Punctuation



Instructions: Cut out the sentence tiles and the punctuation tiles. The student then matches the sentence to the correct ending punctuation.

Ouch, that hurt

Where is my cat

The book is red

Happy Valentine's Day

Are you ready

Jane ate an apple

!

?

.

!

?

.

!

.

Verb Worksheet 1

Parents, help your child to:

1. Trace each word
2. Sound it out and work out what it says
3. Draw a line from the word to its matching image

jump



cry



run



walk



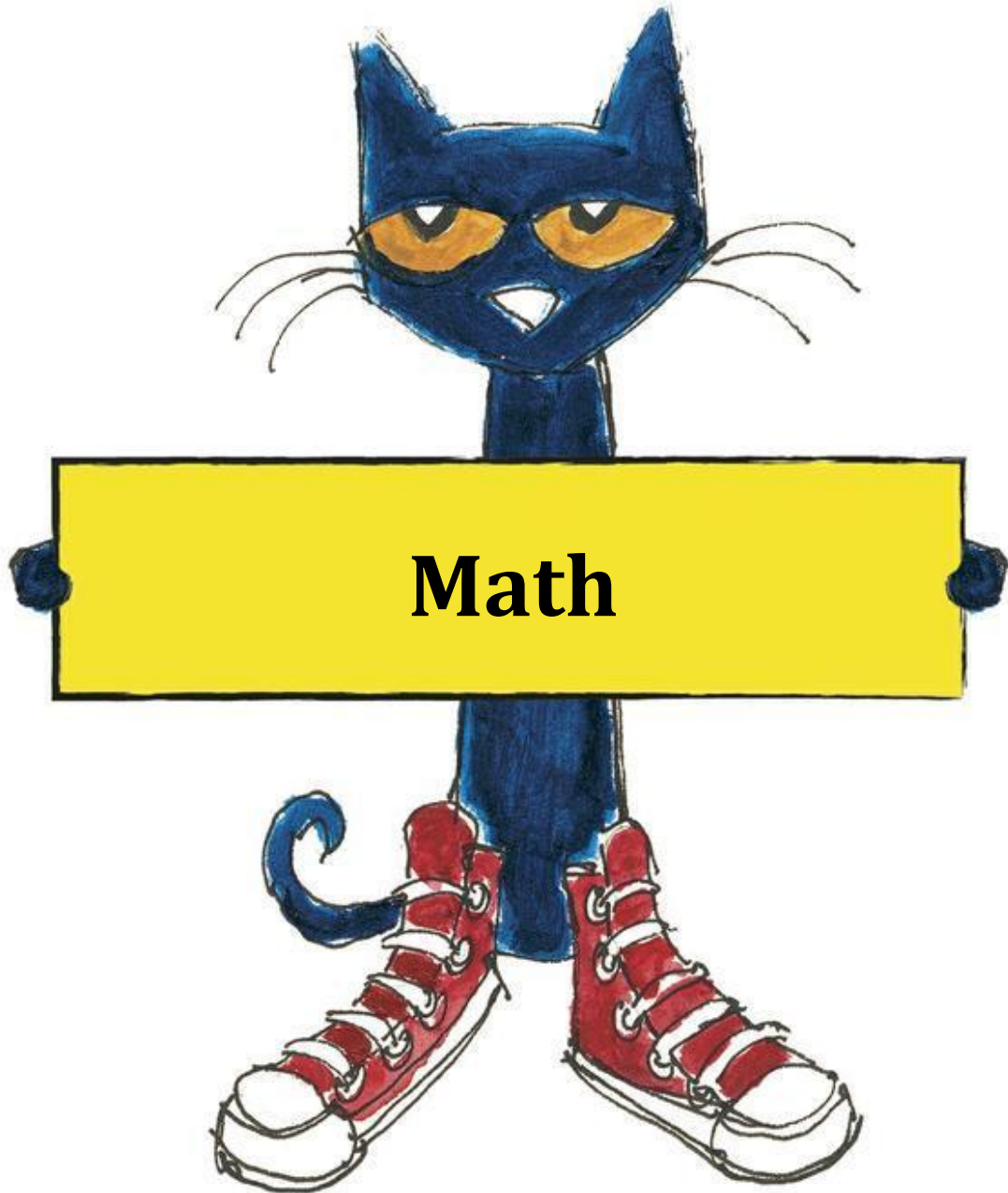
smile



sleep



guruparents.com 



Council of
International



Name _____

Algebra • Addition and Subtraction

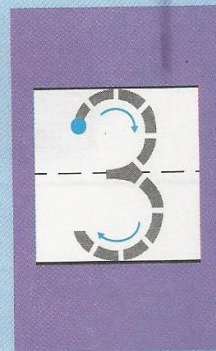
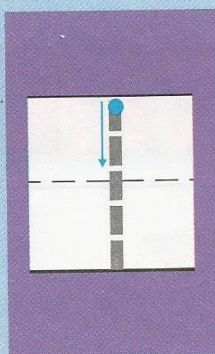
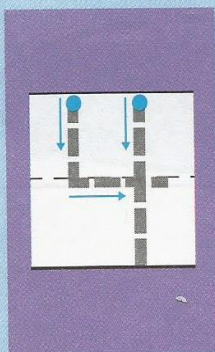

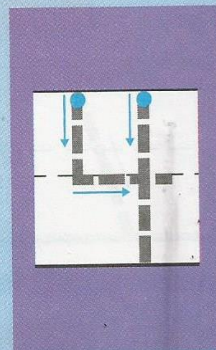



Essential Question How can you solve word problems using addition and subtraction?



Operations and Algebraic Thinking—K.OA.A.2
Also K.OA.A.1

MATHEMATICAL PRACTICES
MP2, MP5, MP8

Listen and Draw

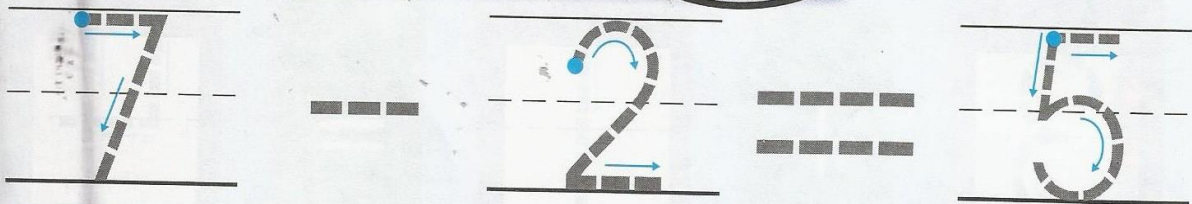

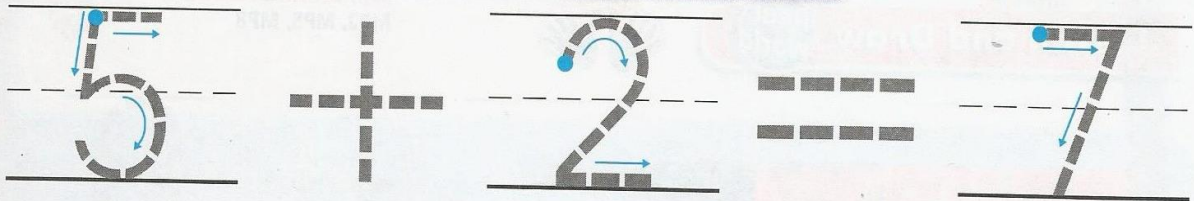


© Houghton Mifflin Harcourt Publishing Company

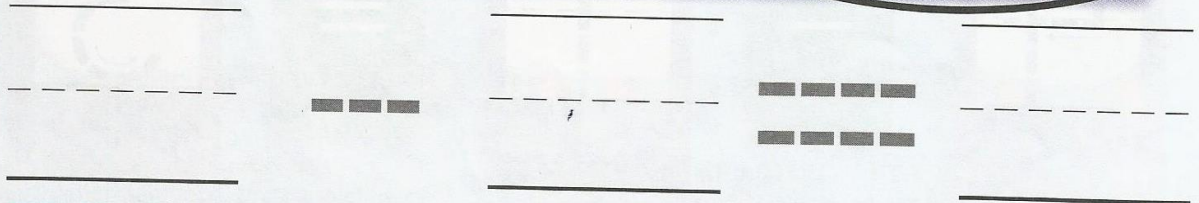



DIRECTIONS Listen to the addition and subtraction word problems. Use cubes and Number and Symbol Tiles as shown to match the word problems. Trace to complete the number sentences.

Share and Show

1



2




DIRECTIONS Tell addition and subtraction word problems. Use cubes to add and to subtract. 1. Trace the number sentences. 2. Complete the number sentences.


348 three hundred forty-eight

© Houghton Mifflin Harcourt Publishing Company


Name _____


3





4





DIRECTIONS 3–4. Tell addition and subtraction word problems. Use cubes to add and subtract. Complete the number sentences.

Problem Solving • Applications



WRITE Math

$$6 + 3 = 9$$

5

_____	_____	_____	_____
-----	-----	-----	-----
_____	_____	_____	_____

6

_____	_____	_____	_____
-----	-----	-----	-----
_____	_____	_____	_____

DIRECTIONS Look at the addition sentence at the top of the page. 5-6. Tell a related subtraction word problem. Complete the subtraction sentence.



HOME ACTIVITY • Ask your child to use objects to model a simple addition problem. Then have him or her explain how to make it into a subtraction problem.


350 three hundred fifty

Name _____

Algebra • Addition
and Subtraction



COMMON CORE STANDARD—K.OA.A.2
Understand addition as putting together and adding to, and understand subtraction as taking apart and taking from.






DIRECTIONS 1–2. Tell an addition or subtraction word problem. Use cubes to add or subtract. Complete the number sentence.



DASMAN دسلمان
BILINGUAL SCHOOL مدرسة ثنائية اللغة




Council of
International



Name _____

Day and Night



FOLD

Color the objects that you might see in the day sky.

Family Note Invite your child to share this book with you.
Read the words on each page to your child.

I can draw a day sky.

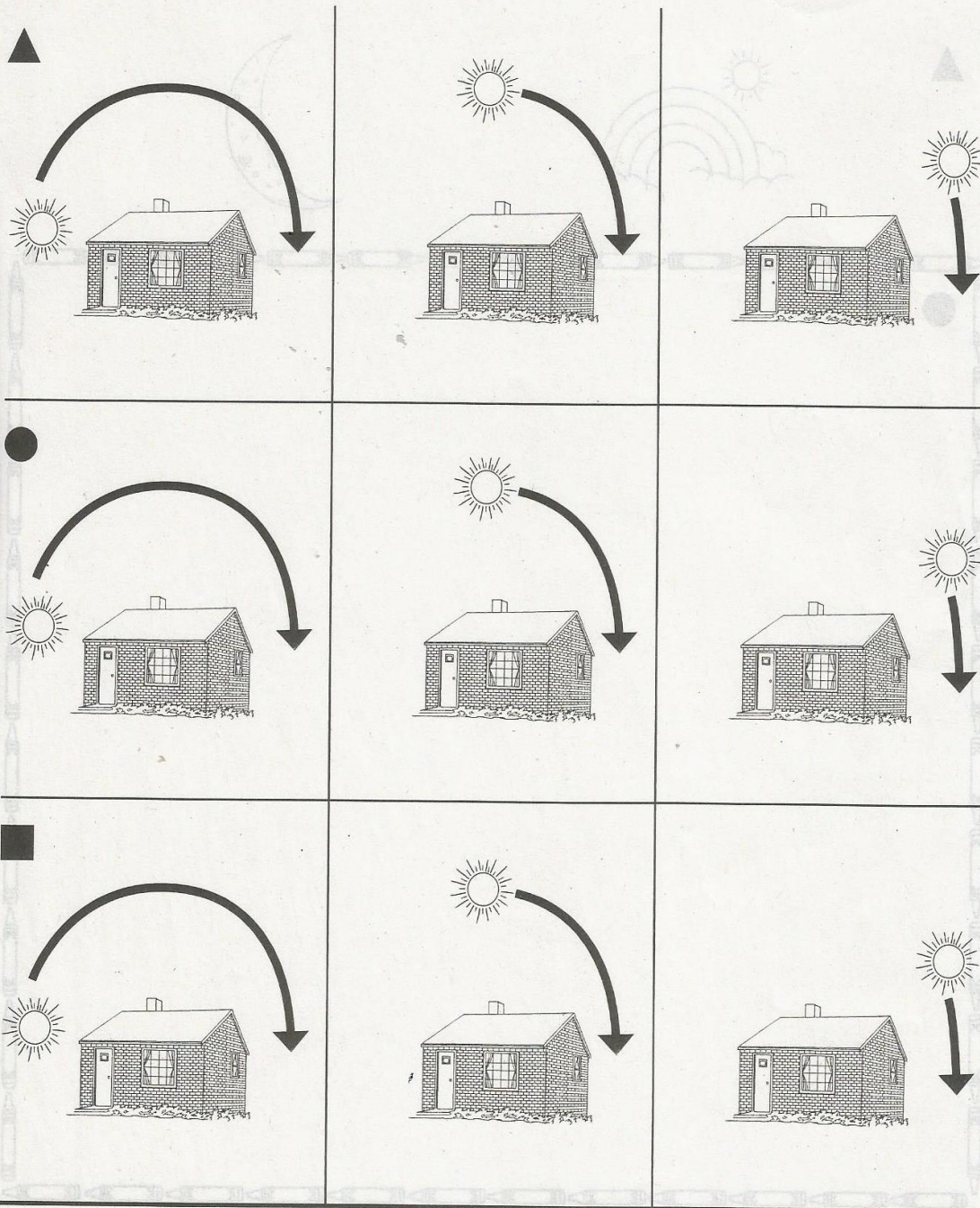
4

1

Name _____

Inquiry Skills Practice

Observe



© Harcourt

- ▲ Color the picture that shows a morning sun.
- Color the picture that shows a noon sun.
- Color the picture that shows an afternoon sun.

Use with pages 75–76.

Activity Book **AB 43**



DASMAN داسمان
BILINGUAL SCHOOL مدرسة ثنائية اللغة



Council of
International



Science:

Day and Night

<https://www.youtube.com/watch?v=Wf-CRKsTYGs>

Language Arts:

Frequency words

<https://www.youtube.com/watch?v=3zJJ1S6-rMc>

The letter V

<https://www.youtube.com/watch?v=yZjEtwr8Q4o>

The letter Y

https://www.youtube.com/watch?v=Wa_9FdUyrJ0

Verbs (Action words)

<https://www.youtube.com/watch?v=-ozG4PFFP5A>

Punctuations

https://www.youtube.com/watch?v=0Wrv_ZviMEc

Math:

Subtraction

<https://www.youtube.com/watch?v=ug0gs8kLE48>