



DASMAN داسمان
BILINGUAL SCHOOL مدرسة ثنائية اللغة



Council of
International





DASMAN داسمان
BILINGUAL SCHOOL مدرسة ثنائية اللغة




Council of
International



NAME: _____



Sight Word Hats



Directions: Use the color code to color the hats.



red

new



black

up



pink

out



yellow

too



orange

go



blue

well



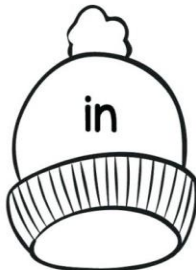
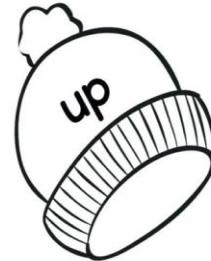

purple

we



green

in



© Alina V Design and Resources 2017


Name: _____






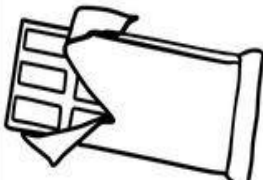

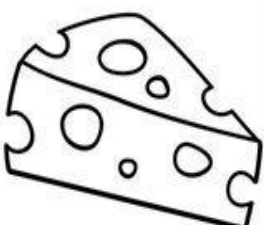









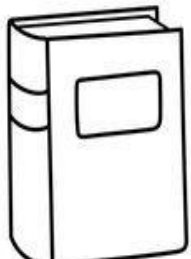
Ch sound



ch



no ch



			
			
			
			

© My Teaching Pal



Name _____

Write the Word

 _____ _____ _____	 _____ _____ _____	 _____ _____ _____
 _____ _____ _____	 _____ _____ _____	 _____ _____ _____
 _____ _____ _____	 _____ _____ _____	 _____ _____ _____

© Max Giall'An

Word Bank

chick
witch
lunch

chip
catch
chop

chat
chin
chest

Adjective Worksheet 1

Parents, help your child to:

1. Trace each word
2. Sound it out and work out what it says
3. Draw a line from the word to its matching image

cold



sunny



happy



hot



sad



rainy




guruparents.com 

Writing Adjectives Worksheet

Name _____

Write two adjectives that describe the elephant below.



elephant

Circle the correct adjective in each sentence.

1. Elephants are (big / small).
2. Elephants have a (short / long) trunk.
3. Elephants are (light / heavy).
4. Elephants are (strong / weak).
5. Elephants have (small / big) feet.

Name: _____

big

Reading Fluency

Directions: Read the text. Highlight big. Copy the sentence 2 times.

Look

Look at

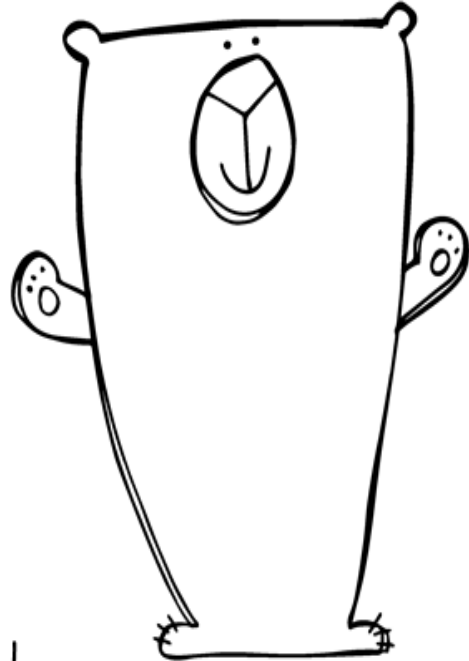
Look at that

Look at that big

Look at that big brown

Look at that big brown bear

Look at that big brown bear swim.



The bear is _____.

- a. big and brown
- b. little and brown
- c. big and blue

The bear can _____.

- a. sing
- b. slide
- c. swim



© Teaching Billfizzcend 2016

Name _____

The Bunny

The bunny is in a car.
He likes his little car.
The car can go fast.



1. The _____ is in a car.
A. dog
B. cat
C. bunny


2. He likes his _____.
A. car
B. bus
C. van

3. The car is _____.
A. big
B. little
C. a bus

Copyright © 2013 Anne Gardner (Common Core Connection)



COUNCIL OF INTERNATIONAL SCHOOLS



Council of
International

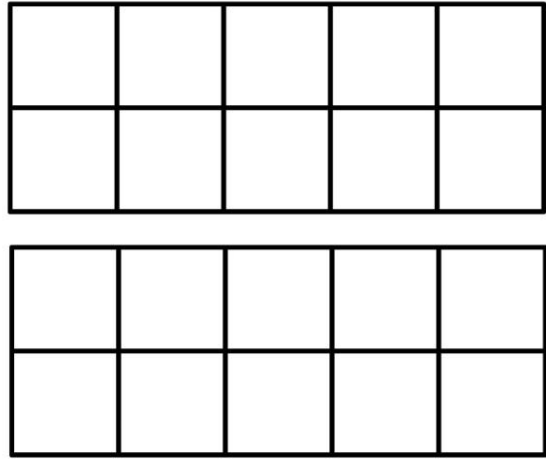


All About Number 11!


Color it.




Make it.



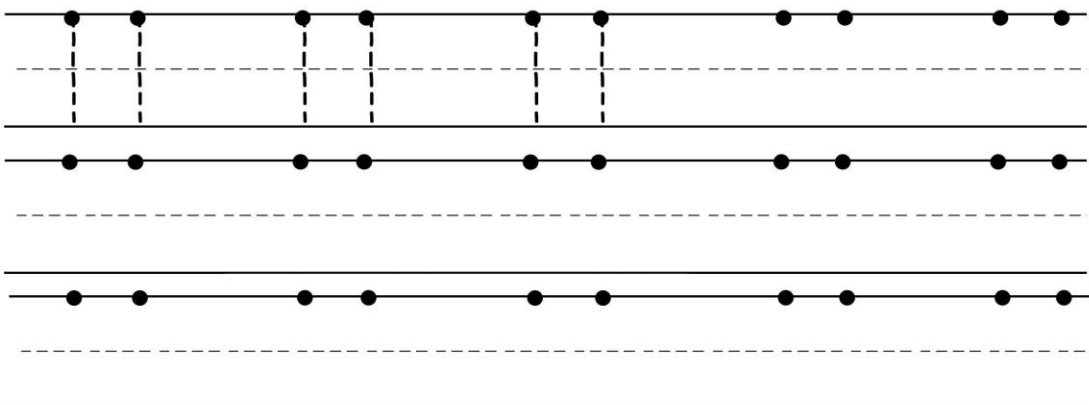
Find it.



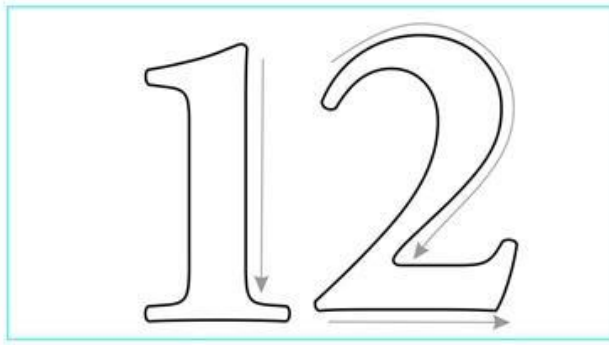
Count and color **11** dinosaurs



Trace it.



Say, trace, write and color



Twelve pumpkins

12 12 12 12 12 Twelve

12 12 12 12 12 12 12



13 Thirteen

13 13 13 13 13 13

13

Thirteen

Thirteen

Find and color every number 13

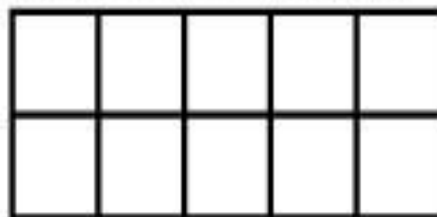
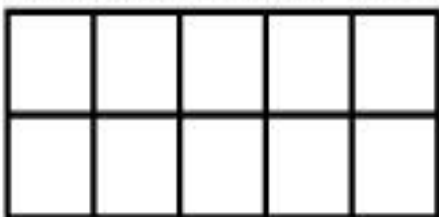
13	13	13	13	13	14	13	13	13	12	13
12	13	13	13	13	14	13	13	15	13	11
13	13	16	15	14	13	13	13	13	13	13

Copyright © TheCraftyClassroom.com 2019 ALL RIGHTS RESERVED.

The Number 14

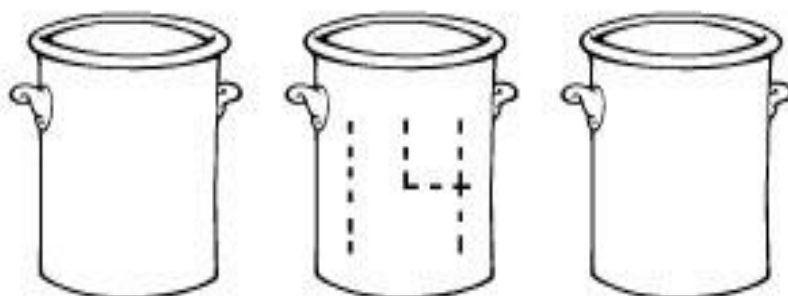
Choose one color to show 14 using ten frames.

Hint: Think how many "tens" and how many "ones" make up 14.





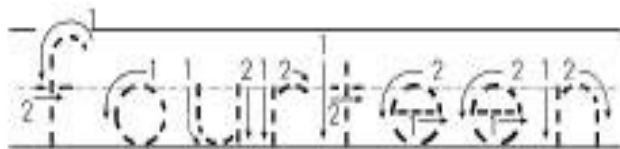

Before and After:

What numbers come before and after FOURTEEN?



Divide the 14 french fries in half, by circling 2 groups with the same amount of french fries in each group. How many are in each group?

$$\square + \square = 14$$

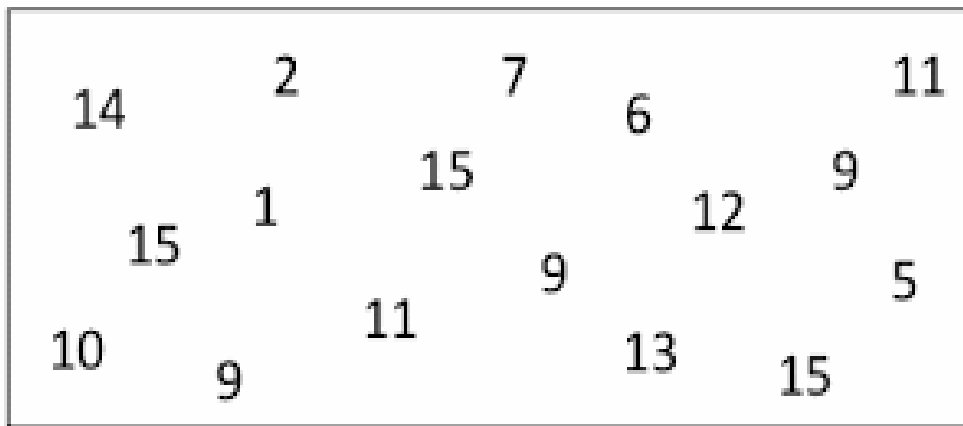


Is fourteen EVEN or ODD?
Color pink if even and yellow if odd.



15 15 15 15 15

Circle the number 15



How many planes? _____

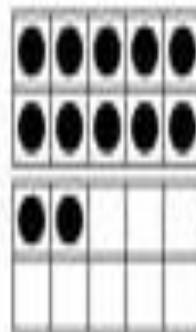






©toddler-net.com

Name _____



Cut and
Paste!



© Undercount

15

12

11

14

13

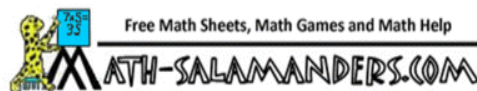
Name

Date

WRITE THE NUMBERS 11 TO 15


Trace and write the numbers 11 to 15.







DASMAN داسمان
DALEMHAR OUBRI 2008 2008 2008




Council of
International




Circle the objects that you might see in the night sky.

2

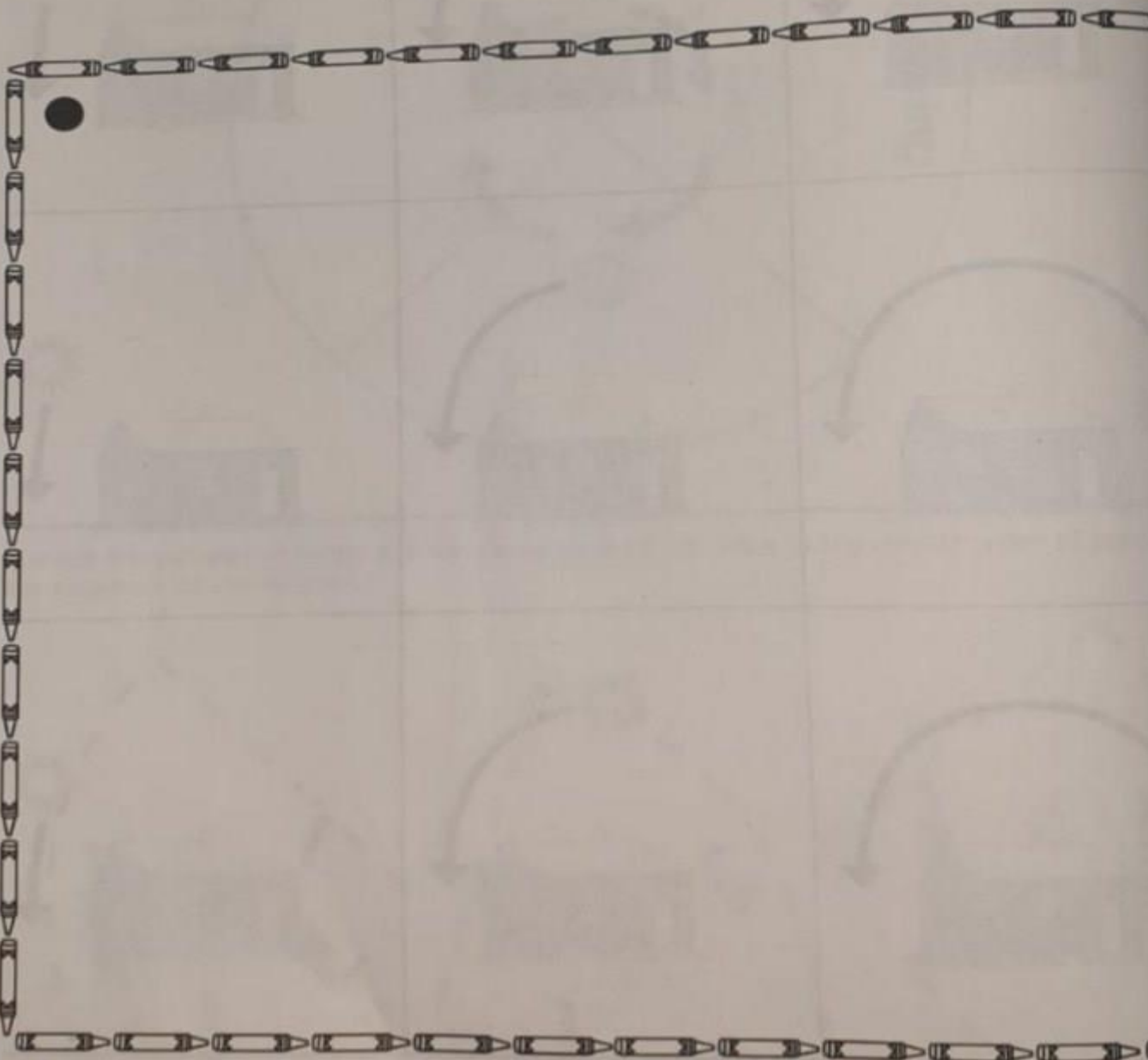


Draw arrows to show how the sun seems to move.

3



Compare



- ▲ Circle the picture of something you see at night.
- Draw a picture of something you do at nighttime.



DASMAN داسمان
BILINGUAL SCHOOL مدرسة ثنائية اللغة



Online Resources



Council of
International



New England Association
of Schools and Colleges
Improving Education through Accreditation since 1885





DASMAN داسمان
BILINGUAL SCHOOL مدرسة ثنائية اللغة

Science:

Day and Night

<https://www.youtube.com/watch?v=XLQEmPWf2n0>

https://www.youtube.com/watch?v=GqNaVXycr_o

Language Arts:

Frequency words (of, a, in, you, it, as, I, be)

<https://www.youtube.com/watch?v=boSwtN7RWtU>

Digraph ch

<https://youtu.be/8JmCrI4FHj8>

<https://youtu.be/FWg2uzAuSe4>

Adjectives

<https://youtu.be/rrSY1dSvdio>

<https://youtu.be/QxoDGIPUmyU>

Reading: Brown bear, Brown Bear, What do you see?

<https://www.youtube.com/watch?v=cmlvbaRe3q0>

Math:

Numbers 11-15

<https://www.youtube.com/watch?v=rKMYSODfieA>

<https://www.youtube.com/watch?v=Aq4UAss33qA>



Council of
International

