



**DASMAN** داسمان  
BILINGUAL SCHOOL مدرسة ثنائية اللغة



Council of  
International





**DASMAN** داسمان  
BILINGUAL SCHOOL مدرسة ثنائية اللغة



Council of  
International












Name \_\_\_\_\_ Date \_\_\_\_\_

## The Sound of qu

Name each picture. Listen to the first sound.

If the name begins with the **qu** sound, write **qu**.

 —	 —	 —	 —
 —	 —	 —	 —
 —	 —	 —	 —

© Harcourt Achieve Inc. All rights reserved.

Name : \_\_\_\_\_




# Reading Comprehension

James went to the hospital.

He saw an ambulance.

The ambulance was big.



1. James went to \_\_\_\_\_.
  - a. the bank
  - b. the hospital
  - c. the playground
2. He saw \_\_\_\_\_.
  - a. an ambulance
  - b. a police car
  - c. a truck
3. The ambulance was \_\_\_\_\_.
  - a. tall
  - b. little
  - c. big



© Miss Faleena



Name: \_\_\_\_\_

Find and colour only the pronouns listed below in the color pink.

<u>me</u>	<u>you</u>	<u>him</u>	<u>her</u>	<u>it</u>	<u>us</u>	<u>them</u>
-----------	------------	------------	------------	-----------	-----------	-------------

# PRONOUN SORT

Name \_\_\_\_\_

Color subject pronouns red.

Color object pronouns pink.

Color the pronouns that can be subject and object purple.

you it she it I  
us them me her  
I he they  
him I  
she they you him  
we you  
them he  
us me he

Name: \_\_\_\_\_




**DASMAN** داسمان  
BILINGUAL SCHOOL مدرسة ثنائية اللغة

Qq



illustrations of.com #1322281



**Make sentences with two of the words that you wrote.**

1. \_\_\_\_\_

2. \_\_\_\_\_


Name: \_\_\_\_\_

Date: \_\_\_\_\_

# CUT AND PASTE!

Cut and paste the object pronouns in the correct sentence.



1. Listen to . He is   it
2. His friends needed help, so he helped .  them
3. Look at ! She is  him
4. I have never seen your bike. What color is ?  her
5. Do you want to come with ?  us



**DASMAN** داسمان  
BILINGUAL SCHOOL مدرسة ثنائية اللغة

Name: \_\_\_\_\_

Draw lines to match the pronoun to the correct picture.

it



her



me



You



him



They







**DASMAN** داسمان  
BILINGUAL SCHOOL مدرسة ثنائية اللغة

Look at the picture below and write sentences to describe what you see.



---

---

---

---

---

---

---

---

---

---




**DASMAN** داسمان  
BILINGUAL SCHOOL مدرسة ثنائية اللغة

**Create your own letter "QU" artwork**





**DASMAN** دسلمان  
BILINGUAL SCHOOL مدرسة ثنائية اللغة















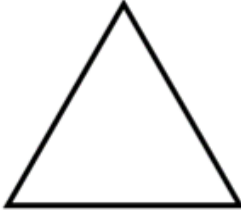

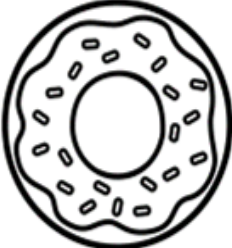

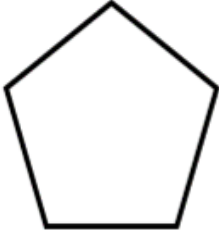



Council of  
International



Name: \_\_\_\_\_

# 2D Shape Match

Color the objects that match the first shape.

Ed Support, Ltd ©

Name: \_\_\_\_\_



# Corners and Sides

Picture	Name	Number of Corners	Number of Sides
A simple line drawing of a triangle with two large eyes and a smiling mouth.	triangle		
A simple line drawing of a circle with two large eyes and a smiling mouth.	circle		
A simple line drawing of a rectangle with two large eyes and a smiling mouth.	rectangle		
A simple line drawing of a square with two large eyes and a smiling mouth.	square		


Created by: Mrs. W



Name: \_\_\_\_\_

# Color by the Code!

Look at each shape. Color by the code.



## Color Code

- circles- red
- triangles- blue
- squares- yellow
- rectangles- green
- rhombuses- purple

Bonus: Draw each shape on the back of your paper.


# SHAPE HUNT

Directions: You are on a shape hunt to explore your classroom and/or your environment. Make a list of the squares you find. Draw them.

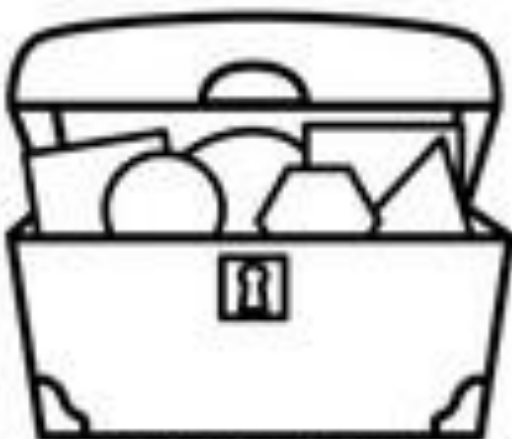


## List

- 1.
- 2.
- 3.
- 4.



Draw it






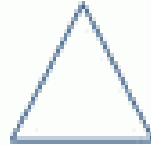








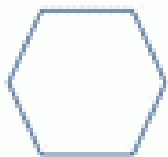











Draw it

## Shapes

### Kindergarten Shapes Worksheet


Color the correct shape.

star				
rectangle				
circle				
square				
oval				
triangle				





**DASMAN** داسمان  
BILINGUAL SCHOOL مدرسة ثنائية اللغة



Council of  
International











New England Association  
of Schools and Colleges  
Improving Education through Accreditation since 1885

edexcel

Name: \_\_\_\_\_









# Sink or Float

Record if your object either sinks or floats.

Object	Sink Did the object sink to the bottom?	Float Did your object float on the top?
		
		
		
		
		
		
		
		
		
		

# States of Matter

**Directions:** Cut out the word cards at the bottom of the page. Glue the word cards in the correct places to label each object as a solid, liquid, or gas.

1.		<input type="text"/>	5.		<input type="text"/>
2.		<input type="text"/>	6.		<input type="text"/>
3.		<input type="text"/>	7.		<input type="text"/>
4.		<input type="text"/>	8.		<input type="text"/>



<b>solid</b>	<b>liquid</b>	<b>gas</b>	<b>solid</b>
<b>liquid</b>	<b>gas</b>	<b>solid</b>	<b>liquid</b>



**DASMAN** دسلمان  
BILINGUAL SCHOOL مدرسة ثنائية اللغة



**Online Resources**



Council of  
International



New England Association  
of Schools and Colleges  
Improving Education through Accreditation since 1885



## Science:

### Review:

- <https://www.youtube.com/watch?v=yrhqPCMhVh0>
- <https://www.youtube.com/watch?v=3IW8E1YR0kE>

## Language Arts:

### Frequency words:

- <https://www.youtube.com/watch?v=e2dx65u59aw>
- <https://www.youtube.com/watch?v=8Q31WV7tjw>

### Digraph *qu*

- <https://www.youtube.com/watch?v=gCr7VPh7ym4>

### Object Pronouns

- <https://www.youtube.com/watch?v=CguX7RIWjjc>
- <https://www.youtube.com/watch?v=YsSkgxSEC9k&t=105s>

### Reading: The Bravest Fish

- <https://www.youtube.com/watch?v=x9qCa0wntIY>

## Math:

### 2 Dimensional Shapes

- <https://www.youtube.com/watch?v=beTDz9HSNOM>
- <https://www.youtube.com/watch?v=svrkthG2950>