



DASMAN داسمان



Council of
International Schools



New England Association
of Schools and Colleges
Improving Education through Accreditation since 1885





DASMAN داسمان
DASMAN GROUP OF SCHOOLS



Council of
International Schools

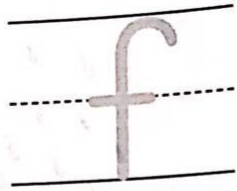
New England Association
of Schools and Colleges
Improving Education through Accreditation since 1885

edexcel




داسمان DASMAN

1.





2.






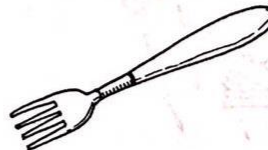
3.





4.









Directions: Say the name of each object and write the correct letter beside it. /f/ /h/ /e/





1.



2.



3.



Category Words: Animal Homes

Put a marker on each picture that shows where a bird lives.

1. Tell about the picture that shows where a bird lives.


2. Tell about the picture that shows where a bee lives.

3. Tell about the picture that shows where a squirrel lives.



داسمان
DASMAN
مدرسة ثنائية اللغة
BILINGUAL SCHOOL

A Bed for Fox



“I see a bed,” said Fox.

“I want to nap.”



“Mud!” said Fox.

“I do not like mud”





دسمن
DASMAN
مدرسة ثنائية اللغة
BILINGUAL SCHOOL



“I see a den!” said Fox.

“I want to fit.”

3

Name _____



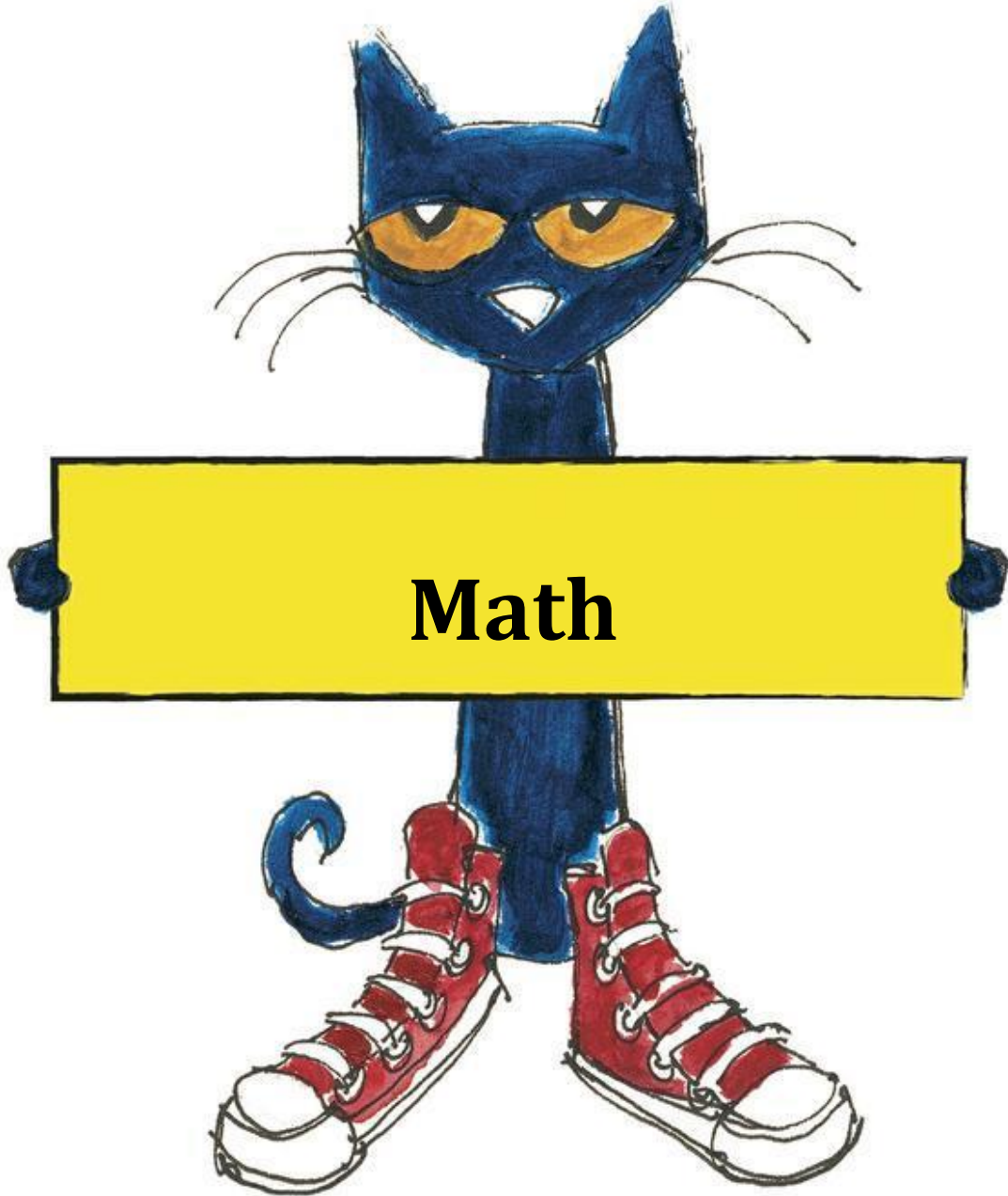
“I do fit,” said Fox.

“I want to nap!”

4



דאסמאן אינערנאציאנאלער שולען קאונסיל





Name _____

3-D Shapes!



Directions: Cut and paste the correct shapes into the boxes.

Sphere

A sphere looks like
a ball.

--	--	--

Cube

A cube looks like
a box.

--	--	--

Cone

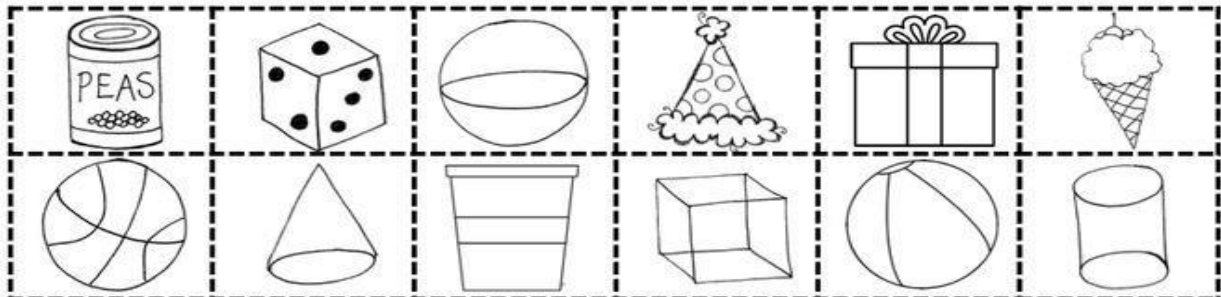
A cone looks like
a party hat.

--	--	--

Cylinder

A cylinder looks like
a can.

--	--	--




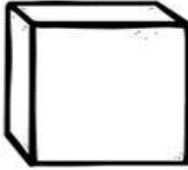




DASMAN دسمن
BILINGUAL SCHOOL مدرسة ثنائية اللغة



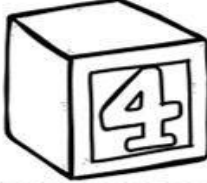


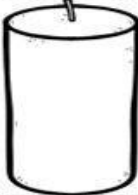


Name: _____

3D Object Match

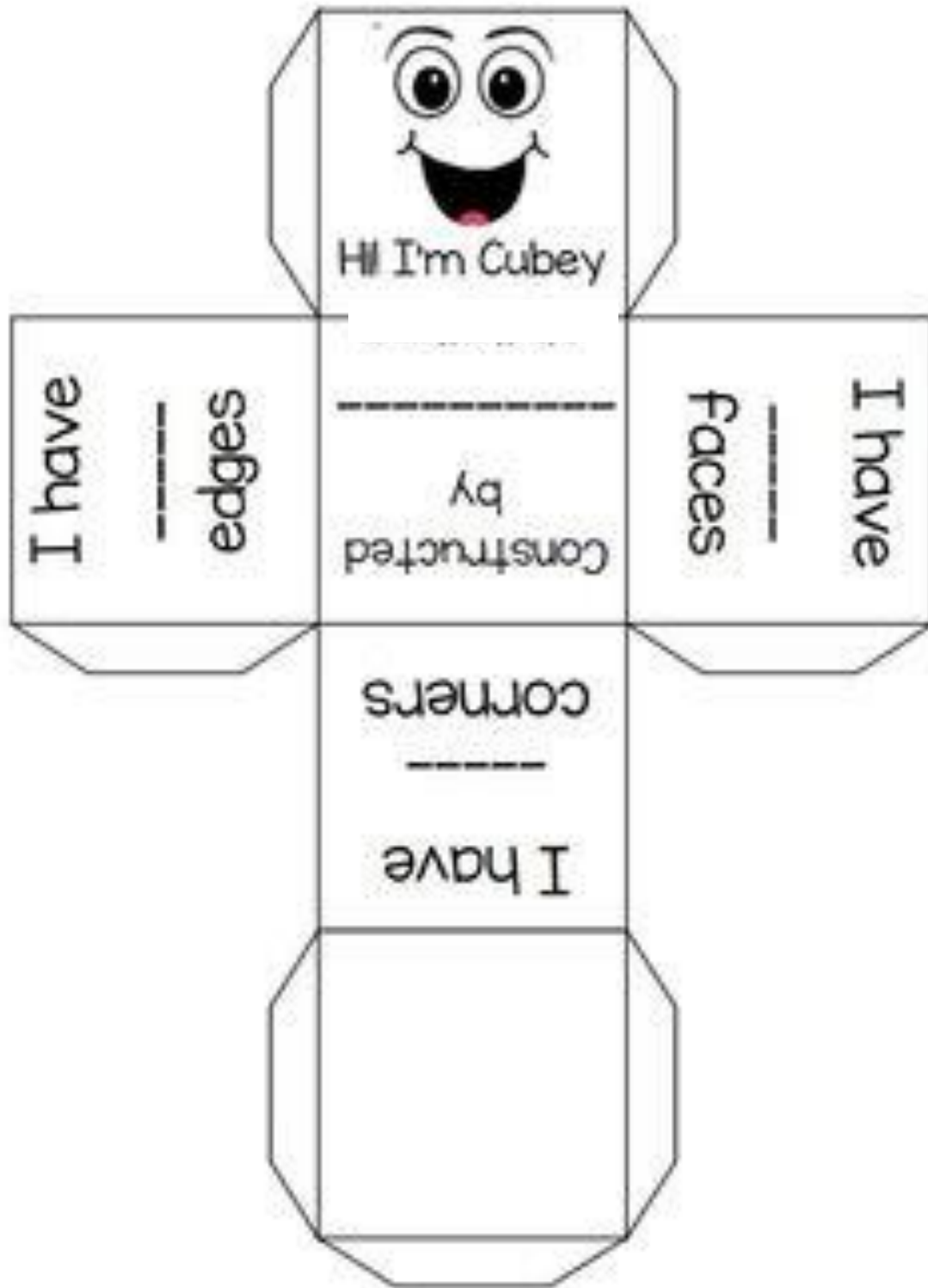
Cut and paste the 3D objects that match the solids.




©2013 Pearson Education, Inc.



Directions: Cut the shape out and glue the flaps to each other. What 3D shape will that make?











DASMAN دسلمان
BILINGUAL SCHOOL مدرسة ثنائية اللغة





Which ones are Magnetic?

Cut out each of the top squares. Test each type of item to see if it is magnetic. Glue the square onto the proper column.

 Paper Clip	 Staple	 Thread	 Penny
 Eraser	 Marble	 Paper (use this square)	 Aluminum Foil

Magnetic	Not Magnetic



DASMAN داسمان
BILINGUAL SCHOOL مدرسة ثنائية اللغة

Name _____

Magnetic



NOT Magnetic



Directions: cut out the objects and place them in the correct area.



DASMAN داسمان



Council of
International Schools

New England Association
NEA
SAC of Schools and Colleges
Improving Education through Accreditation since 1885

edexcel



Language Arts:

- <https://www.youtube.com/watch?v=RrIC8M38DNE&list=PLh7mlvgf0E6uWrFM7IMXKNhsNmQy7SRIP>
- <https://www.youtube.com/watch?v=CTOF6vAq0ls>
- www.starfall.com
- www.ixl.com

Math:

- www.ixl.com
- www.starfall.com
- <https://www.youtube.com/watch?v=guNdJ5MtX1A>

Science:

- <https://www.youtube.com/watch?v=s236Q1nuWXg>

Please also check Class Dojo for instructional videos by teachers. Thank you!